

# LAPORAN KINERJA DAPEN PKT GROUP

TW 1 - 2025



Aset Netto  
**326.952 M**



Hasil Usaha  
**4.781 M**



Peserta Aktif  
**1.536**



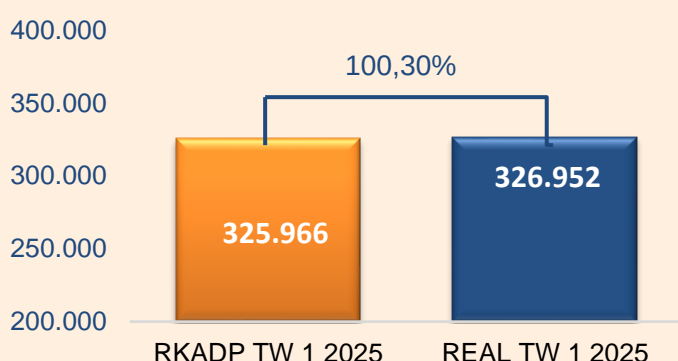
ROI  
**1,55%**



Peserta Pensiun  
**11**

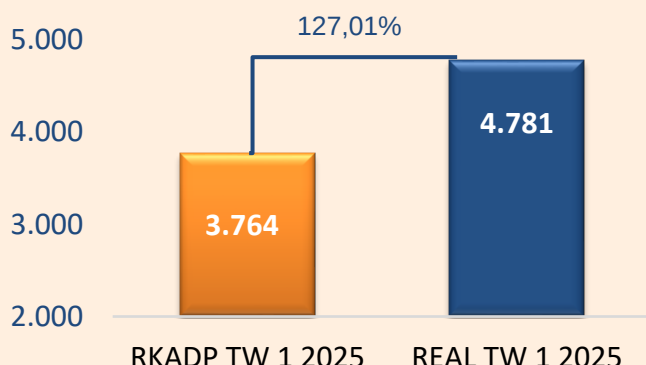
## ASET NETTO

(RP JUTAAN)



## HASIL USAHA SETELAH PAJAK

(RP JUTAAN)

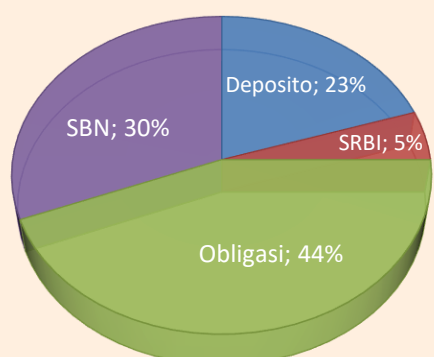


## PORTOFOLIO INVESTASI

(RP JUTAAN)

### TOTAL INVESTASI

**RP 325.966**



**20%**

### DEPOSITO

RP 65.700



**5%**

### SERTIFIKAT RUPIAH BANK INDONESIA

RP 17.570



**44%**

### OBLIGASI KORPORASI

RP 142.774



**31%**

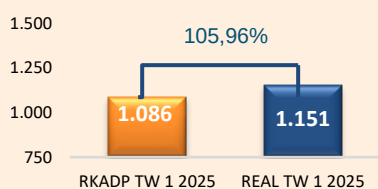
### SURAT BERHARGA NEGARA

RP 99.921

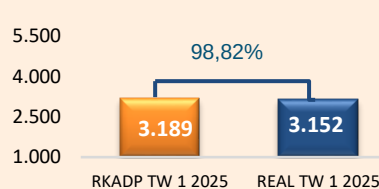
## HASIL PENDAPATAN PORTOFOLIO INVESTASI

(RP JUTAAN)

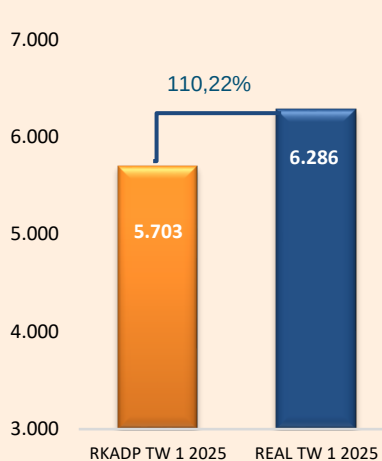
### Pendapatan Deposito



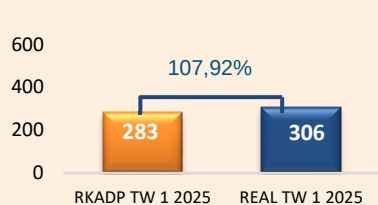
### Pendapatan Obligasi



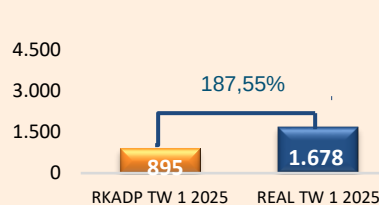
### Hasil Pendapatan Investasi



### Pendapatan SRBI



### Pendapatan SBN



## RETURN ON INVESTMENT (ROI)

