

# LAPORAN KINERJA DAPEN PKT GROUP

TW 2 - 2025



Aset Netto  
**339.516 M**



Hasil Usaha  
**10.538 M**



Peserta Aktif  
**1.531**



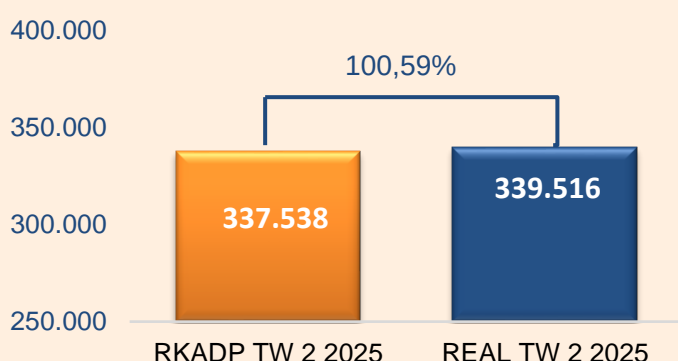
ROI  
**3,30%**



Peserta Pensiun  
**18**

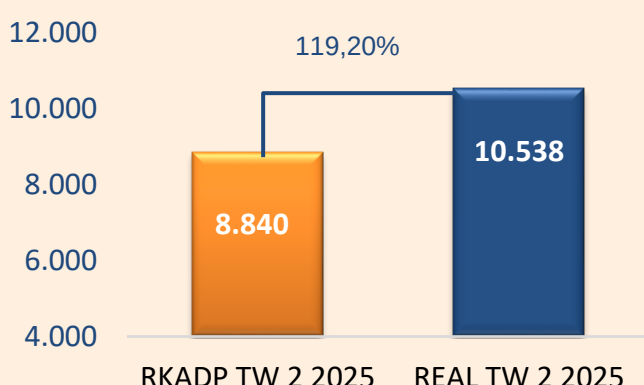
## ASET NETTO

(Rp Jutaan)



## HASIL USAHA SETELAH PAJAK

(Rp Jutaan)

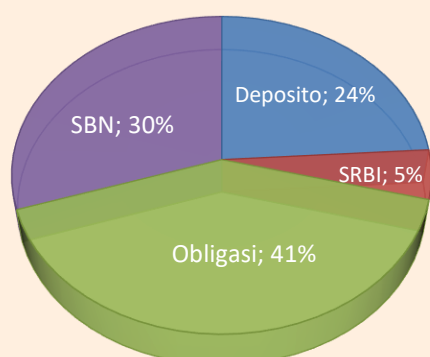


## PORTOFOLIO INVESTASI

(Rp Jutaan)

### TOTAL INVESTASI

**RP 337.736**



**24%**

### DEPOSITO

**RP 88.000**



**5%**

### SERTIFIKAT RUPIAH BANK INDONESIA

**RP 12.860**



**41%**

### OBLIGASI KORPORASI

**RP 137.042**



**30%**

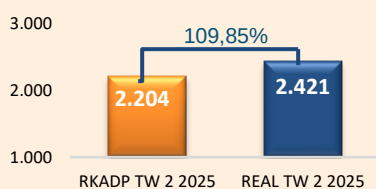
### SURAT BERHARGA NEGARA

**RP 99.834**

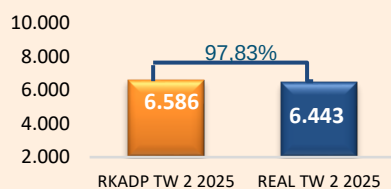
## HASIL PENDAPATAN PORTOFOLIO INVESTASI

(Rp Jutaan)

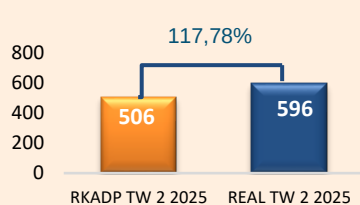
### Pendapatan Deposito



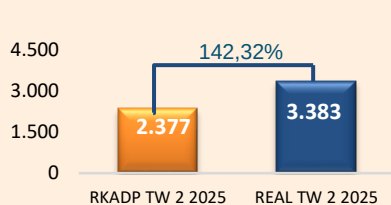
### Pendapatan Obligasi



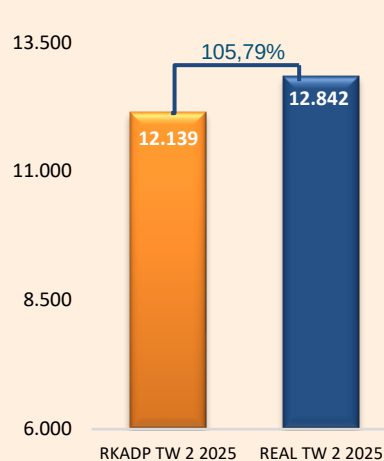
### Pendapatan SRBI



### Pendapatan SBN



### Hasil Pendapatan Investasi



## RETURN ON INVESTMENT (ROI)

